



Smoky Lake
MAPLE PRODUCTS®
SMOKYLAKEMAPLE.COM

GET OUT THERE

Tapping Trees. Collecting Sap. Celebrating Nature.



TAPPING EDITION
2026 MAPLE SEASON



“ I often have to do my sap collecting in the evenings after work, which happens to coincide with the owls’ most active time of the day... About three seasons ago, my son was helping me collect sap just after dusk and we noticed an owl land about 50 yards from us. I told him to turn off his head lamp and be still... About three minutes later the owl’s mate must have landed next to him and they preceded to perform the most amazing duo calls that I’ve ever heard... for a full 5 minutes! My son still brings up that moment and will probably remember that the rest of his life. ”

Jason Engemann
Nature Photographer & Fellow Maple Producer



Birds of a Feather...

Every week, I mail my five-year-old nephew a feather. Not the sanitized kind you buy at a craft store. These are the kind you stumble upon while tromping through a sugarbush. An iridescent Wild Turkey plume. The wispy underbelly of my pet chicken. The sleek remnant of a Downy Woodpecker...

My nephew has been delighted by each of these surprises. He displays each one proudly on a table in his living room, a tiny museum of avian leftovers. And because of this ritual — me mailing, him curating — we've managed to form a pretty strong bond despite the 1,000+ miles between us. Nature makes us feel closer.

Which is why it's not shocking that maple season brings sugarmakers together too. There's something about standing in a sugarbush, crisp winter air in your nostrils, heavy buckets in hand... It wakes us up to live in the present moment. And as a sugarmaker, these shared moments connect us in a larger community...

As you flip through this catalog, keep your eyes open: I've tucked feather icons here and there, little treasures for you to collect. Write down the page number where you find each feather and you'll unlock a secret gift code for SmokyLakeMaple.com for \$10 off Tapping Supplies.*

Good luck, and remember: sometimes even the smallest things — regardless of whether it be a feather, or a sap run — are still big opportunities to form meaningful memories together.



Angela K.M. Schumacher (with a smiley face icon)

Angela Schumacher
Smoky Lake Founder



unlock the
gift code!

*INSTRUCTIONS: The corresponding page numbers must be entered in the above order in the gift code box at check out on SmokyLakeMaple.com. NO SPACES. NO PUNCTUATION. Just numbers. Eight digits to be exact. This secret code will unlock \$10 off your next purchase of \$40 or more of tapping supplies. Code not valid in conjunction with any other coupons. Offer expires 05/30/26.

What's Inside?

(This book is gushing with sweet stuff....)

2 Editor's Note & Secret Gift



Jim & Angela's Nephew, Mason

4 Do You Have Maple Fever?



5 Spouts



5-6 Plastech & DSD
7-8 Smoky Lake

9 Tapping Birch



10 Bird Friendly Maple



Compare Sap Collection Methods

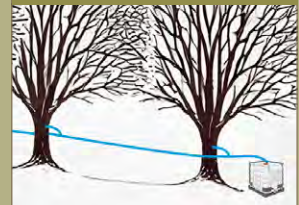
11 Wind Resist. Bag Holders



13 Buckets



15 Tubing Systems




Parts for Tubing Systems


17 T-Connectors



18 Wire Unions & Endline Fittings



19 Saddles



20 Tubing



21 Tools & Drill Bits




23 Storage Tips & Sap Tanks



25 Reverse Osmosis



26 Pausing to Remember



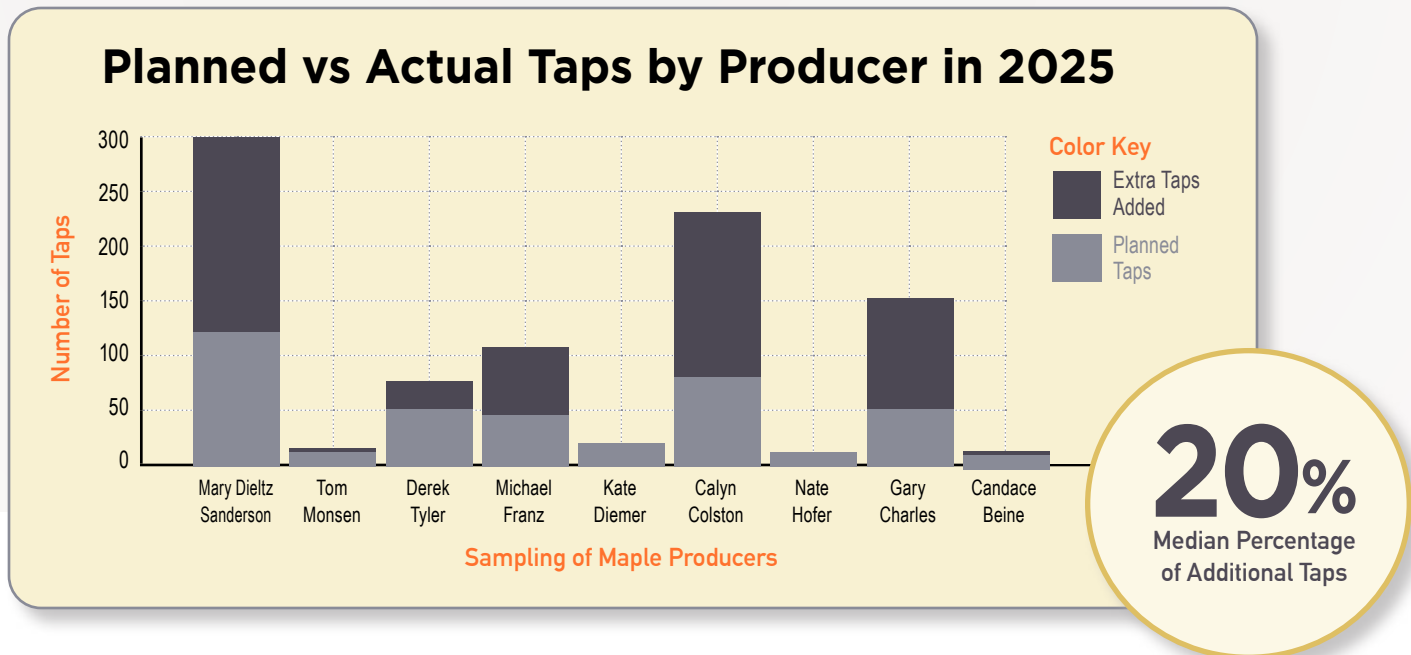
Do You Have Maple Fever?

We Asked Our Facebook Followers:

How Many Trees Did You *PLAN* to Tap Last Season?

VS How Many Did You *ACTUALLY* Tap?

Since tapping can be an addicting activity, we had a sneaking suspicion that most folks would have the “Just one more...” contagion. And we were right! Below is a small sampling of data from maple producers on our Facebook page.

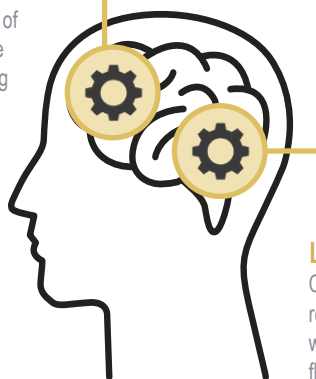


Maple Fever and Your Brain

There are two main areas of the brain affected by maple tapping:

Prefrontal Cortex

This is the part of our brain where decision making and impulse control lives.



Limbic System

Contains the brain's reward circuit. When we tap trees, we flood this circuit with dopamine, which powerfully reinforces tapping behaviors.

Addicted to Self Care

Although we joke about tapping being an addiction, it's actually a very positive thing! Luckily for us all, the act of tapping maple trees is very closely tied to activities that have been scientifically proven to enhance our health & well being:



Spending Time in Nature



Exercise



Creating Something New



Reducing Screen Time



Working with Our Hands



Breathing Fresh Air

So get out there and enjoy tapping your woods. And if there is anything we can do to help along the way, don't hesitate to give us a shout. (920) 202-4500



Distributed by SmokyLakeMaple.com • (920) 202-4500
DSD STARS
Flexible, Semi-Rigid, UV Resistant, Smooth
5/16" Tubing, 100-Ft Length
P-30250P8-25-INSTORE

Compatible with 5/16" TUBING
5/16" Multi-Season Spouts
Manufactured by Plastech Canada
QTY 25
P-30250P8-25-INSTORE
Distributed by SmokyLakeMaple.com • (920) 202-4500

Compatible with 5/16" TUBING
1/4" Multi-Season Spouts
Manufactured by DSD Stars, Canada
QTY 25
DSD-SP30250P8-25-INSTORE
Distributed by SmokyLakeMaple.com • (920) 202-4500

Smoky Lake Maple
P-30250P8-25-INSTORE
Distributed by SmokyLakeMaple.com • (920) 202-4500

Plastic Spouts



 SKU PL-302911316

 **25-Pack**
From: 44¢ each

 **100-Pack**
From: 32¢ each

 **Case (1,000)**
29¢ each



 SKU PL-302909BC

 **25-Pack**
From: 44¢ each

 **100-Pack**
From: 32¢ each

 **Case (1,000)**
29¢ each



DSD SKU DSD-SP90250PB

 **25-Pack**
From: 40¢ each

 **100-Pack**
From: 27.5¢ each

 **Case (1,000)**
25¢ each

Compatible Drill Bit (See pg 22)

1/4 Drill Bit
SKU: DSD-35M01250S

5/16 Drill Bit
SKU: DSD-35M01313

1/4 Drill Bit
SKU: DSD-35M01250S

Compatible Tubing (See pg 20)

3/16 Tubing
SKU: DSD-454844

5/16 Tubing
SKU: DSD-454875


5/16 Tubing
SKU: DSD-454875


Compatible Tees (See pg 17)

 **3/16 T-Connector**
SKU: DSD-FTT316K

 **5/16 T-Connector**
SKU: DSD-20A1313313

 **5/16 T-Connector**
SKU: DSD-20A1313313

 **3/16 to 5/16 T-Connector**
SKU: DSD-FTT316516K

 **5/16 T-Connector with Cup**
SKU: PL-302715

 **5/16 T-Connector with Cup**
SKU: PL-302715



Free Shipping
In Continental USA



Bulk Discounts
& In-Store Discounts



Reusable
Multi-Season Plastic



Tight Seal
No seams on the first barb



Easy Install
See Hand Tools on Page 21

Customer Feedback:



5/16" SPOUT
SKU PL-302909BC

Last year we used these spouts with droplines going to buckets. This year, we will try them in a tubing system. It's nice to have that versatility. And nice to use them more than one year.

— John Davis

Stainless Steel Spouts



Lifetime Spout, pg 8
Wind Resistant Bag Holders, pg 12

Photo Credit: Jason Engemann





Lifetime Spout

For Buckets & Bags

SKU: SL-SSLIFE

-  **5-Pack Sampler**
\$4 each
-  **25-Pack**
\$2.48 each
-  **Case (Qty 100)**
\$2.38 each



Forever Spout

For 5/16" Tubing

SKU: SL-SS4EVER

-  **25-Pack**
\$1.80 each
-  **Four 25-Packs**
Save \$2/Pkg



Tubing Spout

For 5/16" Tubing

SKU: SL-TBSPT

-  **50-Pack**
\$1.05 each
-  **Four 50-Packs**
Save \$2/Pkg



Exclusive Design

SmokyLakeMaple.com

Reviews from Customers Like You:



LIFETIME SPOUTS
for Buckets & Bags


I'm using these on red maple, and they are easy to put in securely, seem to allow a better sap flow than the plastic ones I was using.


— Deane J


Using some new spiles that I bought out by you during the open house this year... working great! I also like how on the packaging, it reminds you which size drill bit to use, to boil them, among a few other annual tips. It's a nice reminder since we only do this once/year. Love it!

— Andy Lorge

Tap Hole Size


 **5/16 Drill Bit**
Pg 22

 **5/16 Drill Bit**
Pg 22


 **5/16 Drill Bit**
Pg 22


Compatible Companion Products


 **Wind Resistant Bag Holders,**
Pg 12


 **Sap Collection Bags,** Pg 12


 **Hooks for Buckets,** Pg 13


 **5/16 Tubing,**
Pg 20

 **5/16 T-Connector w/Cup,** Pg 17

 **5/16 LineViper**
Pg 21

 **5/16 Tubing,**
Pg 20

 **5/16 T-Connector,**
Pg 17

 **5/16 T-Connector w/Cup,** Pg 17

Features



Scan for VIDEO.
The Lifetime Spout
is packed with features!



Scan for VIDEO.
The Forever Spout
is packed with features!

Tubing Spouts include a Max Depth Marker to help prevent spouts from being driven too far into the tap hole. This protects the trunk from cracking.



FOREVER SPOUTS
for 5/16" Tubing

Thank you for designing a high quality stainless steel spile that works so flawlessly with the LineViper. Dare I say that installing droplines this year has been a joy?

— Pat Schmitt



Free Shipping
In Continental USA



Bulk Discounts
& In-Store Discounts



Reusable
Most Earth Friendly



Lifetime Guarantee

Extending Syrup Season



For many maple syrup producers, the end of maple season marks the close of a busy, rewarding chapter. But for Jake Dudley, it's just the beginning of something new.

A seasoned maple producer based in Minnesota, Jake has found a way to keep the taps running — by turning to birch trees. “[*Tapping Birch*] works great for a maple producer,” he explains. “We get to make a secondary product with all the same equipment.”

What Makes Birch So Special?

Jake describes it as bold and complex, with layers of flavor you won't find in maple — notes of balsamic, citrus, sorghum, and even cherry. He calls the raw sap “liquid silk,” refreshing to drink and fascinating to watch transform into something unlike any other syrup.

Try It!

Jake's top three tips for maple producers who are curious about birch:

1. Use reverse osmosis to concentrate as much as possible. The sugar content of birch sap is much lower than maple sap.
2. It takes three times more sap to make a gallon of birch syrup compared maple. Look for a hill of birch and gravity-tube it to gain efficiency in collection.
3. Maintain a much gentler boil compared to maple. An aggressive rolling boil could cause birch sugars to burn.

By embracing birch, Jake is really taking advantage of what nature has to offer. If you are seeking ways to extend your maple season, exploring birch just might be the answer!



Side by Side Comparison

Birch



Maple



Min. Tree Diameter for Tapping

(According to typical guidelines)

8"

However, Jake's preference is a min 12" diameter.

10"

About the size of a dinner plate.

Average Sugar Content of the Sap

0.75%

sugar on average

2%

sugar on average

Sap to Syrup Ratio

150:1

gal. of sap → gal. of syrup

40:1

gal. of sap → gal. of syrup

Sap Yield Per Tap

Jake says:

“ Without conducting a study I would say [birch trees will yield] about 50% more sap. Many birch trees will fill bags, but they also run all night long too! ”



Audubon's Bird-Friendly Maple Project

During a recent Maple Hour hosted by UW Madison, Jacob Crawford, a forest ecologist with Audubon Upper Mississippi, shared insights from the Bird-Friendly Maple Project—an initiative that connects maple producers with bird conservation efforts.

Why It's Important

Since 1970, North America has lost nearly 3 billion birds, a staggering number. This includes a 17% decline overall in eastern forest bird species. Maple producers are in a unique position to help these populations recover.

Since 1970
3 out of 5
Wood Thrush
have disappeared



How Can We Make a Difference?

With intentional management and structural diversity, we can optimize our sugarbushes and promote the quality habitat these birds need to survive. Here is just one of many examples from the Bird Friendly Webinar:

Diversity of tree species in a sugarbush promotes both a healthy woods and a better environment for birds. One reason for this is that each tree species hosts different varieties of insects. Having more insects means more food for birds. When birds thrive, our forests, ecosystems, and communities thrive too.

Taking Action...

Scan a QR Code with your smartphone for more info:

UW Madison Webinar:
Bird-Friendly Maple



YouTube

youtu.be/6b_N9aXcR18

(Source of the stats cited in this article)

“Bringing Birds Back”
by Cornell University



birds.cornell.edu/home/bring-birds-back



Photo Credit: Jason Engemann / Wind Resistant Bag Holder pg 12



Photo Credit: Cassiti Olson / Wind Resistant Bag Holder pg 12



Wind Resistant Bag Holder and Lifetime Spout, pg 12

Wind Resistant Bag Holder System



Exclusive Design
SmokyLakeMaple.com



Lifetime Spout

SKU: SL-SSLIFE

- 5/16" Tap Hole
- Lifetime Guarantee



5-Pack Sampler
\$4 each



25-Pack
\$2.48 each



Case (Qty 100)
\$2.38 each



Sap Collection Bags

SKU: UP-BLUEPOLY5MIL

- Food Grade Plastic
- 5 Mil Thickness
- Double Seal on Bottom



25-Pack
\$25



Full Case (250)
\$120




Wind Resistant Bag Holders

SKU: SL-WRHOLDV2

Recommended for use with Lifetime Spouts



25-Pack
\$135



Beginner Backyard Sugaring Guide

SKU: SL-DIYLIT

This educational brochure is a great overview of the fundamentals of making maple syrup. It covers tree identification, tapping & collecting, boiling, filtering and bottling.

Printed Version \$2

Or download a PDF for FREE on SmokyLakeMaple.com

ALL THESE PRODUCTS AVAILABLE TOGETHER IN THIS SAMPLER KIT!



POPULAR ITEM!

Beginner Tree Tapping Kit

SKU: SL-BTAPK

\$49.99

Tap five maple trees for an average end yield of five liters of glorious maple syrup.



Your "Bucket List"

Smoky Lake Has Helpful Tools For Buckets



Photo Credit: Jimmy Brochtrup



Hooks

SKU: SL-HOOK

Compatible with most spouts.



25-Pack

\$25

Actual Size



SCAN FOR VIDEO

See how these hooks can be installed on a Lifetime Spout (pg 8) even after the spout is in the tree.



Tubing

Smoky Lake offers two varieties of tubing that work great for creating droplines: 5/16" or 3/16". Make sure to choose the size that is compatible with your spout.

Spouts: See pgs 6, 8

Tubing: See pg 20



Tubing Cutter

SKU: SHA-CUTTER11325

\$20

Strong, durable blade
Spring loaded handle
Lightweight & portable
Lockable in closed position



Questions About Our Equipment?

Our Maple Specialists are here to help.

SmokyLakeMaple.com • (920) 202-4500



Bucket FAQ with Jim



Where Can I Find Food Grade Buckets?

A: When we first started out making maple syrup, we bought food grade plastic buckets from a local cheese factory. In their first life, these buckets had held the bulk ingredients needed for making cheese. Then, we were able to give these containers a second life in our sugarbush. It felt good rescuing them from going to a landfill.

As our maple production grew, so did our relationship with that cheese factory. Eventually they reciprocated and sold our syrup in their store. They were one of our best customers!

I would recommend reaching out to local bakeries or any facility that deals with a lot of bulk food ingredients. See if they could set aside some plastic buckets for you when they are done with them. Just make sure the bucket does not contain any strong odors.

How Do I Attach the Bucket to the Tree?

A: There are two common methods:

HANGING METHOD (Pg 13, Fig. A):

Drill a small hole near the rim of your bucket so it can hang directly on the spout or hook.

DROPLINE METHOD (Pg 13, Fig B):

Place the bucket on the ground and run a short dropline from the spout into the bucket. For best results, the tubing should extend only 1–2 inches through the lid.

DROPLINE TIP: If the dropline tubing sits deep in the bucket of sap, the tree may draw liquid back up at night—almost like sipping through a straw. Keep the tubing near the top of the bucket to prevent your sap from disappearing.



What Else Should I Consider When Using a Bucket System?

A: Two more tips come to mind right away:

STORAGE:

If possible, acquire buckets that can easily nest inside of one another. This will save a ton of space when it comes time to store them for next season.

SNOW:

If you are placing your buckets on the ground, consider packing snow around the bucket. This will help prevent the bucket from tipping over, and it will also help keep the bucket cold to best preserve your sap.



Basic Tubing Set Up

Beginner Tubing Kits for 5/16" Tubing

SKU: SL-TUBINGKIT516

\$58

This kit provides all of the parts shown here, allowing you to connect five trees to one lateral line as illustrated on p 16.



Free Shipping
In Continental USA



Bundle Discounts
When adding select
Tubing Hand Tools



1/4" Spout [Qty 5]

Connects a tree to a dropline. Requires a 1/4" Drill Bit.



5/16" T-Connector [Qty 5]

Connects dropline to lateral line



5/16" Wire Union [Qty 2]

Used to hook the tubing to a collection point. Can also be used to connect two pieces of tubing together.



End Line Loop [Qty 1]

Terminates the lateral line at the end tree



5/16" Tubing, 165' Roll

This length allows for five 3' drop lines and approx 30' distance between each tree.

Online Resources:

Visit SmokyLakeMaple.com for these and many more tutorials!

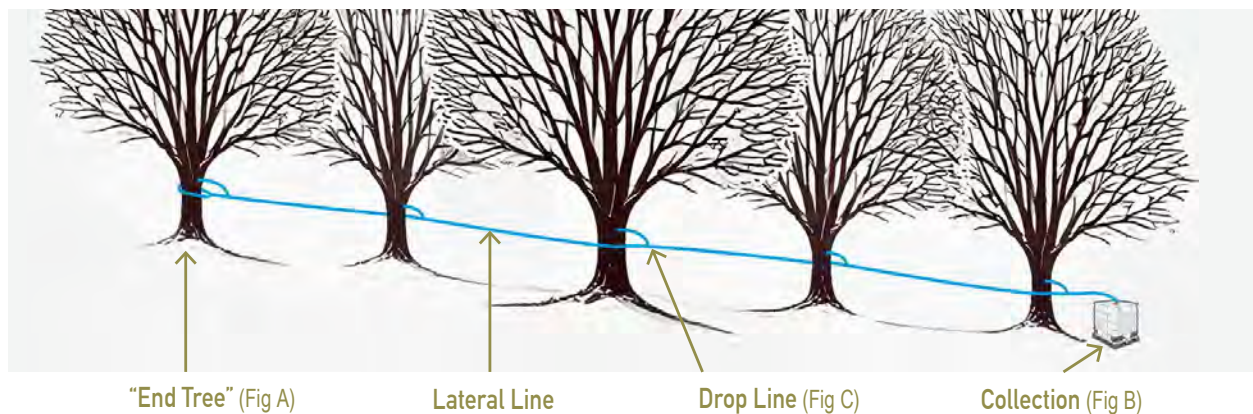


Scan for Video
"Reinstalling a Maple
Tubing System"



Scan for Video
"Sap Volume with
Bags vs Tubing"

How to Set Up a Basic Tubing System



1 Start at the "End Tree"


First, we must anchor your lateral line to the "End Tree". This will be the maple tree that is furthest from the Collection Tank and located at higher elevation than the other maple trees that are on this line.

Thread the End Line Loop onto the Lateral Line, and then wrap the tubing around the tree like a belt. Fasten the tubing by inserting the barbs of the End Line Loop into the end of the Tubing. (See Fig A)



2 Set the Lateral Line

Now that your Lateral Line has been fastened to the End Tree, route it back to your collection tank. Keep the line pulled tight, "weaving" it around the next four maple trees in this grouping. It is important to keep the tension & pull tight to prevent sagging.



Fasten the tubing to your collection tank using a Wire Union as shown above. (Fig B depicts several lateral lines running to the same collection tank. You may only have one lateral line. You may also have a smaller tank.)

After the lateral line is secured at both ends, go back and adjust the lateral line upward or downward at each tree so that the line has a constant downward slope toward the tank.

3 Add Drop Lines

Connect each tree to the Lateral Line using a Spout, a Drop Line, and a T-Connector. We recommend the LineViper and Pruno Double Hand Tool for this step. Tools are available with a Bundle Discount with purchase of a Tubing Kit. (See Tools on p 21)


Tubing Fittings

T-Connectors

			
3/16" SKU: DSD-FTT316K	3/16" to 5/16" Adapter SKU: DSD-FTT316516K	5/16" SKU: DSD-20A1313313	5/16" SKU: PL-302715
 25-Pack From 50¢ each	 25-Pack From 50¢ each	 25-Pack From 50¢ each	 25-Pack From 50¢ each
 100-Pack From 36¢ each	 100-Pack From 36¢ each	 100-Pack From 36¢ each	 100-Pack From 36¢ each
 Case (1,000) 34¢ each	 Case (1,000) 34¢ each	 Case (1,000) 34¢ each	

Off-Season Storage

When taps are pulled at season's end, droplines are capped on the T-Connector — not left dangling — so the tubing system stays closed and sealed. You can do this a few ways as shown in the figures below. The method depends on the type of T-Connector you have (pin vs. cup) and whether or not you plan to cut the spouts off your droplines at the end of the season.





Authorized Distributer
SmokyLakeMaple.com

Wire Unions



A Wire Union can serve a couple different purposes in tubing systems.

- Hook tubing to the main line wire or to a sap storage container. (See p 16, Fig B)
- Use as a coupling to fix/reconnect damaged tubing.



3/16"

SKU: DSD-FTUK316



25-Pack
From 41¢ each



100-Pack
From 30¢ each



Case (1,000)
28¢ each



5/16"

SKU: DSD-FTUK



25-Pack
From 41¢ each



100-Pack
From 30¢ each



Case (1,000)
28¢ each



3/16" to 5/16"

SKU: DSD-FTU316516K



25-Pack
From 41¢ each



100-Pack
From 30¢ each



Case (1,000)
28¢ each

End of Line Sliders



3/16" & 5/16" Compatible


SKU: DSD-20A05188313K



10-Pack
\$1.55 each



Ten 10-Packs
78.8¢ each



End Line Fitting



3/16"

SKU: DSD-FTEL316K



25-Pack
From 60¢ each



100-Packs
From 44¢ each

End Line Loop



5/16"

SKU: PL-302728-25



25-Pack
From 38¢ each

Scan for Demo



Saddles



Authorized Distributer
SmokyLakeMaple.com



Photo courtesy of DSD Stars

Straight



Connect 5/16" to 3/4"

SKU: DSD-20B02075PK10

10-Pack
\$3.75 each

Ten 10-Packs
\$2.90 each

90° (Pictured above)



Connect 5/16" to 3/4"

SKU: DSD-20B01075PK10

10-Pack
\$3.75 each

Ten 10-Packs
\$2.90 each

Cap



For 3/4" Tube

SKU: DSD-20B04075PK10

10-Pack
\$3.75 each

Ten 10-Packs
\$2.90 each

Seals



SKU: DSD-SELSEAL

- Replacement part.
- Double sided.
- Adapts to 5/16", 7/16" & 31/64" holes.

50-Pack
46¢ each

Two 50-Packs
38¢ each

Connect 5/16" to 1"

SKU: DSD-20B02100PK10

10-Pack
\$3.75 each

Ten 10-Packs
\$2.90 each

Connect 5/16" to 1"

SKU: DSD-20B01100PK10

10-Pack
\$3.75 each

Ten 10-Packs
\$2.90 each

For 1" Tube

SKU: DSD-20B04100PK10

10-Pack
\$3.75 each

Ten 10-Packs
\$2.90 each



Tubing



Authorized Distributer
SmokyLakeMaple.com

Photo courtesy of DSD Stars



**UV
Resistant**



Ultra Smooth
Easier to Clean
Reduces Bacteria



Food Grade
Virgin Raw
Material



**Flexible
Semi-Rigid**
w/Consistent
Diameter



**Environmentally
Responsible
Manufacturing**



3/16" Tubing

SKU: DSD-454844

100-Ft Roll
\$34

500-Ft Roll
\$57.50

5/16" Tubing

SKU: DSD-454875

100-Ft Roll
\$37

500-Ft Roll
\$69

1" Mainline

SKU: DSD-TB100500B

500-Ft Roll
\$211 (Pick Up Price)

Shipping charged separately
for this item. Please contact us
for details.

We're Happy to Help!

Tyler Phillips,
Maple Specialist
(920) 202-4500



1" Mainline, 500' Roll



Galvanized Wire Ties

SKU: DSD-30A0206

\$49.99

- 6" length
- 2500 PC Bundle



Manual Wire Twister Tool

SKU: DSD-35E01002

\$17.99

Tools



Authorized Distributer
SmokyLakeMaple.com



Double Hand Tool


SKU: PR-DBLHAND

\$210

Pictured above, this tool is awesome for connecting your tubing to fittings such as Wire Unions or T-Connectors.

Choose Compatibility for either 3/16" or 5/16" Tubing.

BUNDLE DISCOUNT W/ PURCHASE OF A BEGINNER TUBING KIT, P 15



Hybrid Spout Remover

PR-718401

\$44

- 15" Aluminum Handle
- Lightweight
- Strong Steel Head



LineViper Tool

BT-316BR and BT-516BR

\$120

- Self Clamping
- Integrated Tapping Hammer
- Linear Push Action



Cutter Blade Kit

BT-CBAK1

\$26

Optional add-on for the LineViper

BUNDLE DISCOUNTS

SAVE \$1.30 WHEN PURCHASED W/ LINEVIPER



Tubing Cutter

SHA-CUTTER11325

\$20

Clean cuts on plastic tubing of up to 1" diameter.

IN-STORE DISCOUNTS

SAVE \$4 WHEN PURCHASED AT OUR HEADQUARTERS



Photo Credit: Bryan Urban

Bandolier

SL-BELT

\$25

Securely holds 25 spouts so you stay organized and spouts don't get lost. Use for tapping and for storage.

BUNDLE DISCOUNTS

ADD A DRILL SLING FOR ONLY \$8.40 (30% OFF)

Drill Bits

Compare For Yourself

Maple Drill Bit  Standard Drill Bit

Scan for
Drill Bit
Comparison
Video



FEATURES & BENEFITS

Sharper Tip

Prevents Slipping. Precision!

Razor-Edge

Cleaner Cuts Discourage
Bacteria Growth in the Tap Hole

Higher Capacity Flutes

Pulls Out More Wood Chips.
Won't Bog Down the Drill.

Proper Depth


Prevents from Drilling Too Deep.

Faceted Base

Holds the Drill Bit Tight.
Won't Spin in the Chuck.

Extend Your Battery Life

Tap More Holes w/each Drill Battery.



FOR
COMPARISON
ONLY.

Smoky Lake
does NOT sell
Standard Drill
Bits. This general
purpose alternative
is available at
your local
hardware store.



DSD

0.225" Maple Drill Bit
w/Storage Case

DSD-35M01225

As low as \$25.50



DSD

1/4" Maple Drill Bit
w/Storage Case

DSD-35M01250S

As low as \$25.50



DSD

5/16" Maple Drill Bit
w/Storage Case

DSD-35M01313

As low as \$25.50



PRUNO

Drill Bit Holder Tool

PR-35A12719107

As low as \$31

- Sets tap hole depth
- Evacuates wood chips
- Compatible with 5/16" Drill Bit

 **Free Shipping**
In Continental USA

 **Long Lifespan**
Maple Drill Bits
Ave. 1,000 Tap Holes

 **Bulk Discounts**
Buy 2 or More & Save

Guide for Best Sap Storage

Once the sap reaches your sugarhouse, how you store it can make a big difference in syrup quality.

Sap is like milk — fresh and cold is best! Here are a few tips to help you keep your sap at its peak until it's ready for the evaporator:



Keep It Cold

Sap spoils quickly when it warms up. Use shaded storage tanks, snow banks, or refrigeration if possible. The closer you can keep sap to 32°F, the better.



Don't Mix Fresh Sap with Old

Fully empty your tanks every time you collect sap. This prevents new, incoming sap from mixing with older, degrading sap.



Use Food-Grade Containers

Always store sap in tanks or totes that are food-grade and designed for liquids. Stainless steel or food-grade plastic are common choices. Avoid anything that might leach flavors, scents or other contaminants.



Plan for Overflow

During big runs, it's easy to run out of space. Having an extra tote can save you from losing sap on those record flow days. It's also good to make connections with other producers who might be interested in buying your excess sap.



Keep It Clean

Wash tanks thoroughly before the season and rinse them out during the season. Keeping sap fresh and clean will only benefit the taste of your end product.



Timing with RO Sap

Concentrated sap waits for no one. Once sap has been sent through a reverse osmosis system, it can't sit around. Boil same day.



Jessica Mueller at the Smoky Lake Sugarbush



Photo Credit: Isaac Wissestad

Tanks

Scan for a
Video About
Sap Logistics



Round Bottom Bulk Tank w/Stand

SKU: SL-SAPTNK

\$1255 + Free Freight Shipping

FEATURES

- Compact Design:
44"w x 51"l x 48"h
- 375-Gallon Capacity
- Positive Drain
- Easy to Clean
- Accessory Kit Included
(Stainless Steel Drain Valve w/
Connections)



BUNDLE DISCOUNTS

Stainless Steel Lid

~~\$440~~ **\$396**



Made In USA

By Artisans at Smoky Lake



In-Store Specials

Visit Smoky Lake Headquarters



**Lifetime Limited
TIG Weld Warranty**

We stand by our craftsmanship!



Made In USA

By Artisans at Smoky Lake



Free Shipping

In Continental USA

Auto Refill Head Tank

Use this tank to feed
your evaporator.

FEATURES

- Space Saver
- Automatic Refill
- Sight Glass Included
- Never exceed your Float
Box's head pressure limits
- Easy to clean

20-Gallon Tank \$1210

50-Gallon Tank \$1540

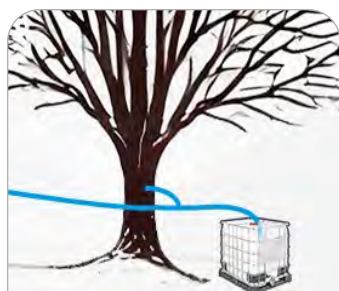
275-Gallon Tote



Limited Stock. In-Store Only.
First Come, First Served.


\$150

Reverse Osmosis



Raw sap from the tree
requires approx

40
gallons of sap

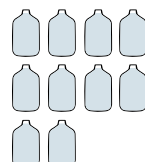


 to make 1 gallon
of Maple Syrup*



Using a MemPro 350H
you would need

10
gallons of concentrated sap



 to make 1 gallon
of Maple Syrup*



Cuts Boil Time By 75%

Specialized membrane removes water from the sap while retaining all of the special maple sugars and other minerals.



Recirculation Pump

This 1-1/2 hp pump "sweeps" the membrane so performance is sustained during use.



Other Benefits

The most robust, industrial membrane in its class. Perfect for small commercial use.

Many Models Available!

 **MEMPROTEC**

MemPro 100H \$6,062

MemPro 200H \$7,300

MemPro 350H \$10,149

MemPro 600SS \$15,226

Compare features on all
MemProtec systems here:
SmokyLakeMaple.com/ro



SmokyLakeMaple.com/ro-tutorial



Scan with
Smartphone
to View Video

 **Smoky Lake**
MAPLE PRODUCTS®

Avenger™ Reverse Osmosis

Coming Soon.

Designed with the backyard hobbyist in mind, to expand the production capacity of the excellent StarCat and Dauntless Evaporators. Features a recirculation system for sustaining performance. Concentrates sap from 2 BRIX to 5 BRIX in one pass. This new product will be beta tested during the 2026 Maple Season.

In Tribute...

Cardinals Are Symbols of Enduring Love & Remembrance.

This bird's brilliant red color and rare appearance can bring comfort during grief, reminding us that the bonds we share with those who've passed still live on. The cardinal represents the beauty of connection and the quiet reassurance that love continues to surround us.

If you see a Cardinal in your sugarbush, who will it remind you of?



Jim Murphy (Angela's Dad) has always been a major cheerleader of Smoky Lake. Jim managed our employee retirement accounts and assisted in our office during our busy season. He was so loved, the Murphy Compensation Cup was even named after him and his beloved wife, Clara Murphy. He passed away suddenly due to a stroke in March, 2025, and we have missed him terribly every day since.



Joe Switzer began making syrup in 2017 with his wife Amy as a hobby when their son went off to college. It quickly became an obsession! Joe loved everything about making syrup and Smoky Lake was his favorite company. He unfortunately became sick in 2023 and then passed in March 2025. His family will always treasure their maple syrup making memories!



During the 2023 maple season, Dave Selim wanted to learn every detail of his new Dauntless, with Smoky Lake on speed dial for questions! Heartbreakingly, six weeks after making these sweet memories, Dave was diagnosed with brain cancer, and died 10 months later. Being in the sugarbush with family was the happiest place during his last year. In 2025, his family made syrup in his memory, knowing that Dave would want them to keep going and "make it count."



Adam Zirbel, a forester with the Wisconsin Department of Natural Resources died from a lightning strike while working on the New Fane Trail, 9/2025. Adam has a legacy of helping so many sugarmakers – including Smoky Lake – with conservation and forest management. Here's a video featuring Adam, when he taught us about using color infrared in the Smoky Lake sugarbush.

Scan Code for Video



Seeing These Birds in Your Sugarbush is Said To Have a Special Meaning Too...



BLUEBIRDS = GOOD LUCK
Is there a great sap run coming?



Photo Credit: Jason Engemann

OWLS = WISDOM & CHANGE
Is it time to implement efficiencies?



WOODPECKERS = OPPORTUNITY
Will you find more trees to tap?



Smoky Lake
MAPLE PRODUCTS®
SMOKYLAKEMAPLE.COM

208 N 12th Street
Hilbert, WI 54129

This Is What It Boils Down To...™



Free Shipping

Most Tapping Supplies are out the door within one business day. No minimum order requirements.

Shipping Manager, Cameron, takes pride in every package he ships!

Mega Discounts

On SmokyLakeMaple.com, you'll find many ways to save on tapping supplies this season. Plus, unlock a secret gift code on pg 2!



Photo submitted by Isaac Wissestad



Questions on our Equipment?

Our experienced Maple Specialists are here to offer honest, helpful advice. Call or email us any time!

(920) 202-4500
SmokyLakeMaple.com/help-center

Crazy About Syrup Season?

Every year is a new adventure and we're so grateful for the opportunity to share it with you.



Maple Fever.....pg 4
Tapping Birch.....pgs 9 - 10



Recycle this catalog by sharing with a friend!